



Corporate Profile

For more than 45 years AMD has driven innovation in high-performance computing, graphics, and visualization technologies — the building blocks for gaming, immersive platforms, and the datacenter. Hundreds of millions of consumers, leading Fortune 500 businesses, and cutting-edge scientific research facilities around the world rely on AMD technology daily to improve how they live, work, and play. AMD employees around the world are focused on building great products that push the boundaries of what is possible.

Primary IR Contact:
AMD Investor Relations
Phone: (408)749-3124
E-mail:
Investor.Relations@amd.com

Stock Performance

AMD (NASDAQ: AMD)
Exchange NASDAQ GS (US Dollar)
Price \$13.88
Change (%) ▲0.08 (0.58%)
Volume 51,037,122
52 Week Low \$5.10
Market Cap \$13,116,824,495
Shares Outstanding 945,016,174

Data as of 07/21/17 4:00 p.m. ET



Recent Headlines

7/11/17

AMD Unveils AMD4U for Gamers and Content Creators with Square Enix and Adobe

7/10/17

AMD to Report Fiscal Second Quarter 2017 Financial Results

7/3/17

AMD Appoints Abhi Y. Talwalkar to Board of Directors

6/29/17


















AMD Ryzen PRO Desktop Processors Deliver Professional-Grade Performance, Security, and Reliability for Businesses Worldwide

Upcoming Events

Date	Title
07/25/17 2:00 p.m. PT	Q2 2017 AMD Earnings Call

Board of Directors

 Chairman of the Board
  Chairperson
  Member
  Financial Expert

	Audit and Finance Committee	Compensation and Leadership Resources Committee	Innovation and Technology Committee	Nominating & Corporate Governance Committee
John E. Caldwell 				
Nora M. Denzel				
Nicholas M. Donofrio				
John W. Marren				
Joseph A. Householder 				
Michael J. Inglis				
Dr. Lisa T. Su*				
Abhi Talkwalkar				
Ahmed Yahia*				

* Independent Director

Ownership Summary

Shareholders				
	Holders	Value (\$MM)	% O/S	Shares
Institution	617	9,511.62	70.3	664,612,522
Mutual Fund	781	3,721.70	31.6	298,396,294
Insider *	11	70.95	0.6	5,826,269

*Insider values reflect direct beneficial ownership.

Top Holders				
	Shares Held	% O/S	Share Change	Filing Date
Mubadala Development Company PJSC	96,906,166	10.3	0	07/01/17
The Vanguard Group, Inc.	87,294,800	9.2	15,661,774	03/31/17
BlackRock Institutional Trust Company, N.A.	54,108,610	5.7	-18,158,239	03/31/17
State Street Global Advisors (US)	35,913,442	3.8	11,428,988	03/31/17
OppenheimerFunds, Inc.	20,053,065	2.1	-26,864	03/31/17
Nuveen LLC	15,421,361	1.6	-12,009,159	03/31/17
Wellington Management Company, LLP	14,181,305	1.5	13,939,494	03/31/17
Fidelity Management & Research Company	12,495,547	1.3	-2,767,188	03/31/17
Discovery Capital Management, LLC	11,315,000	1.2	11,315,000	03/31/17
Northern Trust Investments, Inc.	10,501,298	1.1	272,399	03/31/17

Data provided by Nasdaq. Minimum 15 minutes delayed.

© 2015 Advanced Micro Devices, Inc.